

MAKE YOUR OWN MARSHMALLOW TOWER

In the Future of Architecture, buildings will have to be taller to fit all of the people moving from the suburbs to cities. Want to learn how to construct a mini tower on your dinner table? Try this simple experiment!

WHAT YOU'LL NEED:

1 Bag of Mini Marshmallows


1 Box of Toothpicks

Your Imagination!


Tip: be careful with the toothpicks. Ask a grownup if they would like to help you.

WHAT YOU'LL DO:


1. **Make a square:** Every building begins with a strong foundation! Join four toothpicks and four marshmallows together at right angles to form a simple square. This is the base of your tower, so make it as even as you can!




2. **Make a cube:** With your square flat on the table, place one toothpick in each marshmallow pointing toward the sky. Add four more marshmallows to the tops of each toothpick and join them together with four more toothpicks. Congratulations, you made a cube — one of the building blocks of your tower!



3. **Keep going:** Now that you've got the basics down, build on to your cube by adding more toothpicks and marshmallows to extend your tower. You can build it high, or build it wide, or however you'd like — it's completely up to you!



4. **Try new forms:** Structures can be made from all kinds of shapes. Try making something new out of triangles, hexagons or whatever shape you like. It's all up to your imagination.



Want to build an even bigger tower? Try using wooden skewers and bigger marshmallows!

This experiment is brought to you by the Texas College Savings Plan® and the Texas Tuition Promise Fund®. Visit SaveNowForCollege.org to discover two great ways to start saving for a child's higher education and find more fun and futuristic activities.

MEET YOUR FUTURE



800-445-GRAD (4723), option #3



800-445-GRAD (4723), option #5

SaveNowForCollege.org

Two great plans, one bright future.

Purchasers should carefully consider the risks, administrative fees, service and other charges and expenses associated with the Plans, including Plan termination and decreased transfer or refund value. The Plan Descriptions and Agreements contain this and other information about the Plans and may be obtained by visiting www.texascollegeavings.com or calling 800-445-GRAD (4723), option #3 for Texas College Savings Plan, and www.texascollegeavings.com or calling 800-445-GRAD (4723), option #5 for Texas Tuition Promise Fund. Please read these documents carefully before purchasing.

Neither a Texas Tuition Promise Fund contract nor any return paid with a refund is insured or guaranteed. The contracts have not been registered with the U.S. Securities and Exchange Commission or with any state. No part of a Texas College Savings Plan account, the principal invested, nor any investment return is insured or guaranteed. An account might not make money and could lose money (including the principal invested) if money is invested in the Texas College Savings Plan. Interests in the Texas College Savings Plan have not been registered with the U.S. Securities and Exchange Commission or with any state and are not deposits or other obligations of any depository institution.

As stated in the current Plan Description and Savings Trust Agreement for the Texas College Savings Plan, total fees for the Texas College Savings Plan portfolios ranged from 0.60% to 1.00%. Fees are subject to change.

The Texas College Savings Plan and the Texas Tuition Promise Fund are established and maintained by the Texas Prepaid Higher Education Tuition Board and are distributed by Northern Lights Distributors, LLC, member FINRA, SIPC. NorthStar Financial Services Group, LLC ("NorthStar") is the Plan manager and administrator of the Plans.

NorthStar Financial Services Group, LLC, is not affiliated with Northern Lights Distributors, LLC.

Non-residents of Texas should consider whether their home state offers its residents a 529 plan with tax or other advantages that are only available to participants in that state's plan.